43W2公PCB弯插板/铆支架12.2/大电流20A

请注意，本PDF文档中显示的数据是从我们的在线目录生成的，仅供参考。想获取具体详尽的产品规格参数请联系我们的销售人员！



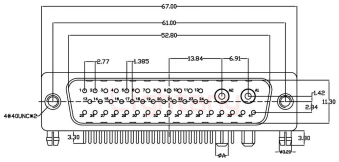

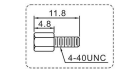

额定电流	ØA	ØB(PCB)
10A	1.7	2.0
20A	2.75	3.05
30A	3.3	3.6
40A	3.8	4.1

单位/Unit:mm

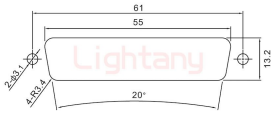

面板开孔 (Panel Cutout)

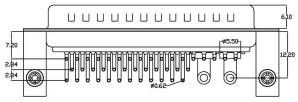

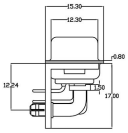

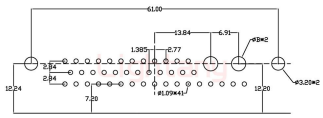

PCB布局 (PCB Layout)

产品参数

物料编号:	C0103261100201	产品类型:	43W2
针孔类型:	公针	芯 数:	43芯
产品结构:	PCB弯插板	产品配件:	铆金属支架12.2
额定电流:	20A	插针材质:	黄铜镀金
胶芯材质:	PBT (防火等级UL 94-V0)	额定电压:	250V
接触阻抗:	30mΩ Max	绝缘阻抗:	2000MΩ Min.at 500V DC
附 着 力:	5Kgf Min (插针和胶芯)	螺丝扭力:	1~1.5Kgf Min
工作温度:	-55℃ +125℃	接插次数:	1000次
振动频率:	10~20000Hz (振幅15Gs)	相对湿度:	90-95% (96小时, 40±2℃)
焊锡温度:	230±5℃ (2~3秒)	盐雾试验:	12小时 (温度35±2℃, 盐水浓度5±1%, 插合后)
耐电压值:	750V AC rms(标准差) .at 1 minute	温度寿命:	公母对接后放置于105℃环境中250小时